

F



WRITING TIME

Adventures in handwriting

New South Wales Foundation Style



Contents

Writing Time Adventure Passport.....	1	Kangaroo Hop Letters (Clockwise Movement)	46
Hero Lines.....	2	<i>nN</i>	48
Getting Started.....	3	<i>mM</i>	50
Rainy Day Letters (Downstroke Movement)	4	<i>rR</i>	52
<i>lL</i>	6	<i>hH</i>	54
<i>tT</i>	8	<i>kK</i>	56
<i>iI</i>	10	Forward Roll Letters (Clockwise Movement)	58
<i>xX</i>	12	<i>pP</i>	60
<i>zZ</i>	14	<i>bB</i>	62
<i>fF</i>	16	Snake Letter (Directional Change Movement)	64
<i>jJ</i>	18	<i>sS</i>	66
Wave Letters (Anticlockwise Movement)	20	Numerals	
<i>vV</i>	22	<i>1, 2</i>	68
<i>wW</i>	24	<i>3, 4</i>	69
<i>uU</i>	26	<i>5, 6</i>	70
<i>yY</i>	28	<i>7, 8</i>	71
Back Flip Letters (Anticlockwise Movement)	30	<i>9, 0</i>	72
<i>aA</i>	32	Posture, Paper Position and Pencil Grip.....	73
<i>dD</i>	34		
<i>gG</i>	36		
<i>qQ</i>	38		
<i>cC</i>	40		
<i>eE</i>	42		
<i>oO</i>	44		

Visit writingtimeonline.com.au for free projectable and printable handwriting resources.

firefly EDUCATION

Firefly Education Pty Ltd
 PO Box 634, Buderim, Qld 4556 Australia
 Gubbi Gubbi/Kabi Kabi Country
 P: +61 7 5445 5749
 E: info@fireflyeducation.com.au
www.fireflyeducation.com.au

Writing Time F New South Wales Foundation Style
 Copyright © Firefly Education 2014
 Illustrations © Firefly Education 2014

First published 2014
 Reprinted 2016 (with corrections), 2017, 2018, 2020, 2021, 2023

National Library of Australia
 ISBN 978 1 74135 286 3

Printed in China (The Central Printing Press Ltd, Hong Kong)
 Published by Firefly Education Pty Ltd

Photocopying of copyrighted material is restricted under the *Copyright Act 1968 of Australia*. For details of how copyright laws affect your use of this book, visit www.fireflyeducation.com.au/copyright.

In the spirit of reconciliation, Firefly Education acknowledge the Traditional Custodians of Country throughout Australia and their continued connections to the lands where we live, learn and work.



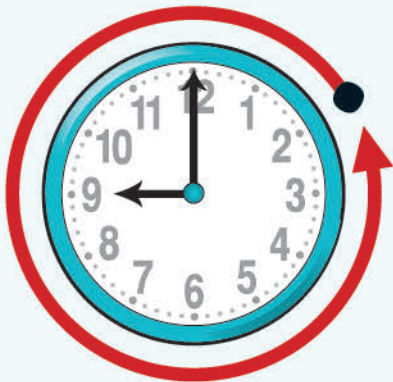
The authors would like to thank Mary Serenc and Lena Ford for their invaluable contributions to this book.



Back Flip Lines

Back Flip Lines go around in a loop in the opposite direction to the hands on a clock.

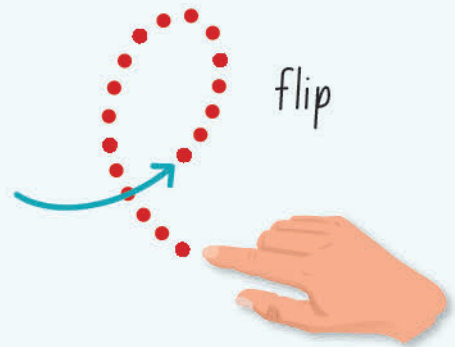
Anticlockwise



The Back Flip Song



(Sing to the tune of *The Wheels on the Bus*)

*The high diver goes back flip and flip,
Flip and flip,
Flip and flip,
The high diver goes back flip and flip,
All day long.*



On each "flip", draw a Back Flip Line in the air with your finger.






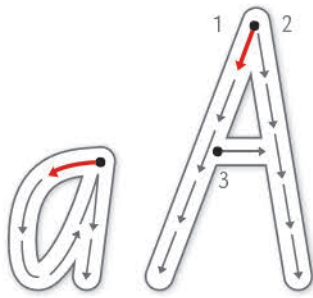
Back Flip Letters

Back Flip Letters have Back Flip Lines in them.

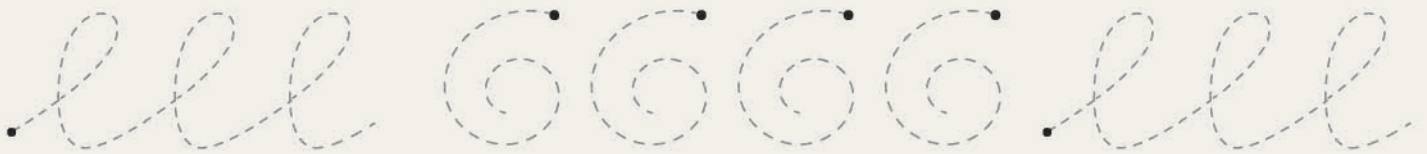
Sometimes you use the full Back Flip Line - like in the letter *a* - and sometimes you only use part of the Back Flip Line, like in the letter *c*.


Finger trace the Back Flip Lines in the letters below.





The letter a has a Back Flip Line and a Rainy Day Line.





Trace each letter a.

and

as

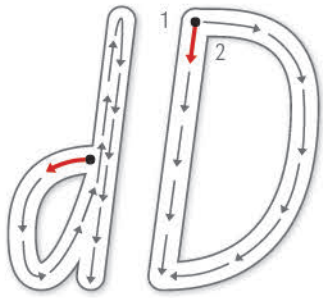
at



Handwriting practice section with two rows of guided lines (dotted top and bottom, solid middle). Each row starts with an owl illustration on the left.

Row 1: Tracing practice for lowercase 'a'. It contains three dashed 'a's with a starting dot and a directional arrow, followed by three empty lines with starting dots.

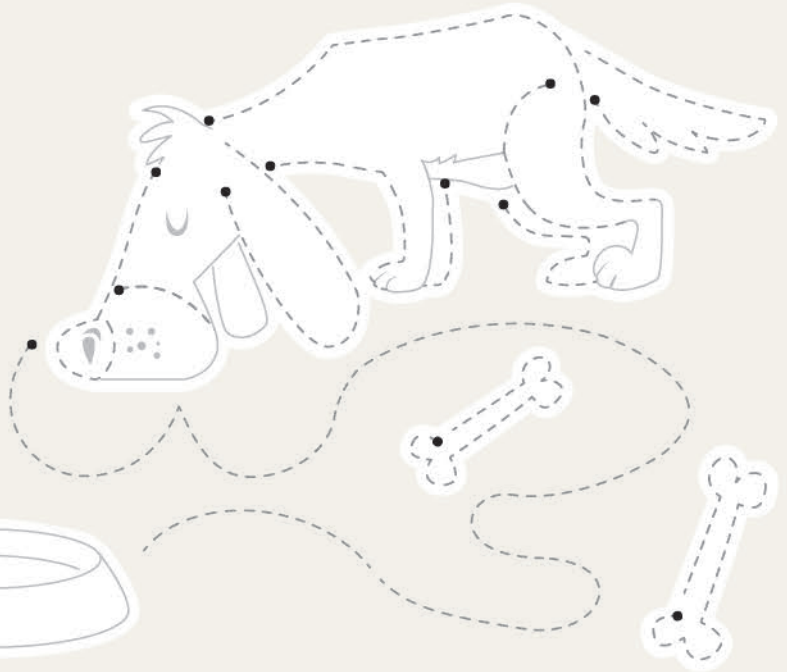
Row 2: Tracing practice for uppercase 'A'. It contains three dashed 'A's with a starting dot and a directional arrow, followed by three empty lines with starting dots.



The letter d has a Back Flip Line and a tall Rainy Day Line.



dog




dish





dog toy



dolphin

Trace each letter d.

do

did

down



duck

