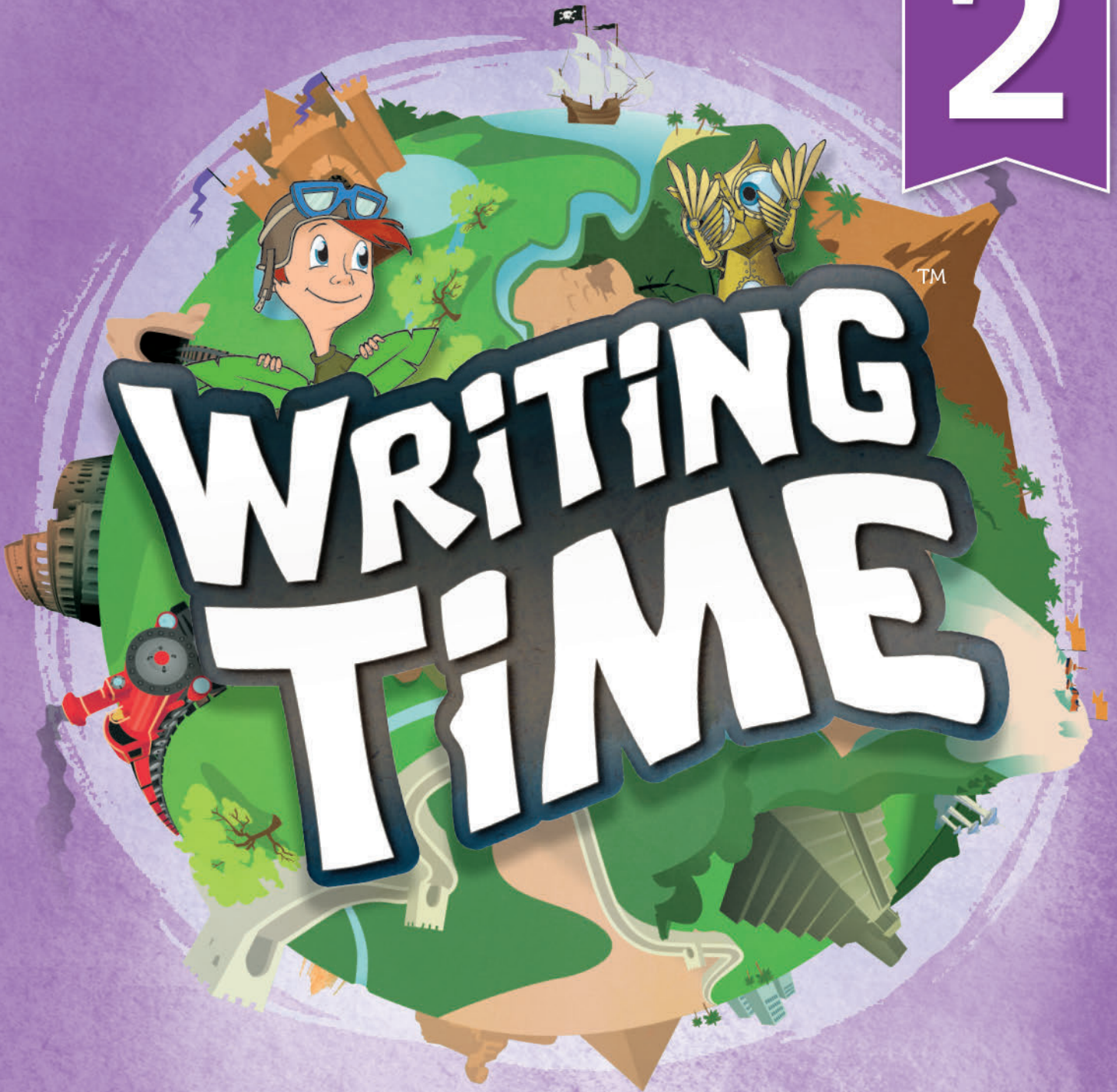


2



Adventures in handwriting

Queensland Modern Cursive



Contents

Writing Time Adventure Passport.....	1
Letters and Joins Map	2
Revision	
Line Letters <i>i, t, l, x, z</i>	4
Anticlockwise Letters <i>u, v, w</i>	6
Anticlockwise Letters <i>a, d, q, o, e, c, f</i>	8
Clockwise Letters <i>n, m, h, k, r</i>	10
Clockwise Letters <i>p, b, j</i>	12
Directional Change Letters <i>s, g, y</i>	14
Exits and Entries	
Exits	
<i>a, c, e, d, l, t, h, k</i>	15
Numerals to 100	16
Rounded Entries	
<i>n, m, r, x</i>	24
Numerals to 100	25
Pointed Entries	
<i>i, j, p, u, v, w, y</i>	26
Letters That Change	
<i>f, z</i>	32
Letters That Don't Change	
<i>b, g, o, q, s</i>	33
Numerals to 150	34
Joins	
Introduction to Joins	
Diagonal Joins.....	49
Horizontal Joins	50
Letters That Don't Join	58
Assessment	
Line and Anticlockwise Letters	62
Clockwise and Directional Change Letters	64
Exits	65
Rounded Entries	66
Pointed Entries.....	67
Letters That Change	68
Letters That Don't Change.....	69
Numerals.....	70
Posture, Paper Position and Pencil Grip	71

Joins	
Introduction to Joins	
Diagonal Joins.....	49
Horizontal Joins	50
Letters That Don't Join	58
Assessment	
Line and Anticlockwise Letters	62
Clockwise and Directional Change Letters	64
Exits	65
Rounded Entries	66
Pointed Entries.....	67
Letters That Change	68
Letters That Don't Change.....	69
Numerals.....	70
Posture, Paper Position and Pencil Grip	71

Visit writingtimeonline.com.au for free projectable and printable handwriting resources.

firefly EDUCATION

Firefly Education Pty Ltd
PO Box 634, Buderim, Qld 4556 Australia
Gubbi Gubbi/Kabi Kabi Country
P: +61 7 5445 5749
E: info@fireflyeducation.com.au
www.fireflyeducation.com.au

Writing Time 2 Queensland Modern Cursive
Copyright © Mary Serenc 2013
Illustrations © Firefly Education 2013

First published 2013
Reprinted 2014, 2015, 2016, 2017, 2018, 2019, 2021, 2022, 2023


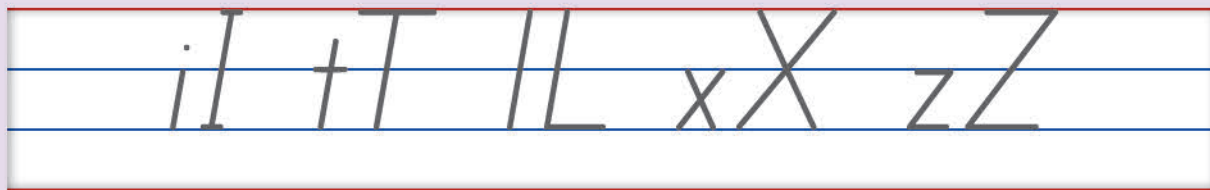
National Library of Australia
ISBN 978 1 74135 281 8

Printed in China (The Central Printing Press Ltd, Hong Kong)
Published by Firefly Education Pty Ltd


Photocopying of copyrighted material is restricted under the *Copyright Act 1968 of Australia*. For details of how copyright laws affect your use of this book, visit www.fireflyeducation.com.au/copyright.

In the spirit of reconciliation, Firefly Education acknowledge the Traditional Custodians of Country throughout Australia and their continued connections to the lands where we live, learn and work.





Trace and copy.




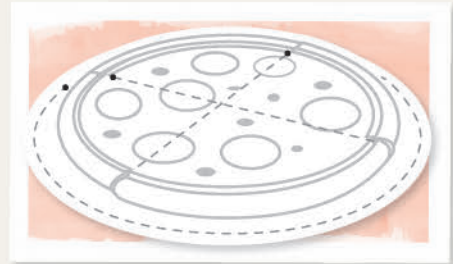
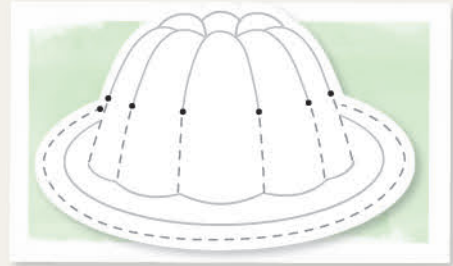
Trace and copy Ivan's favourite foods.

1. lime jelly

2. hot chilli pizza

3. mixed lollies

4. banana split




Trace and copy.

Ivan zips through the water

doing all sorts of exciting tricks.


Exits

a c e d l t h k

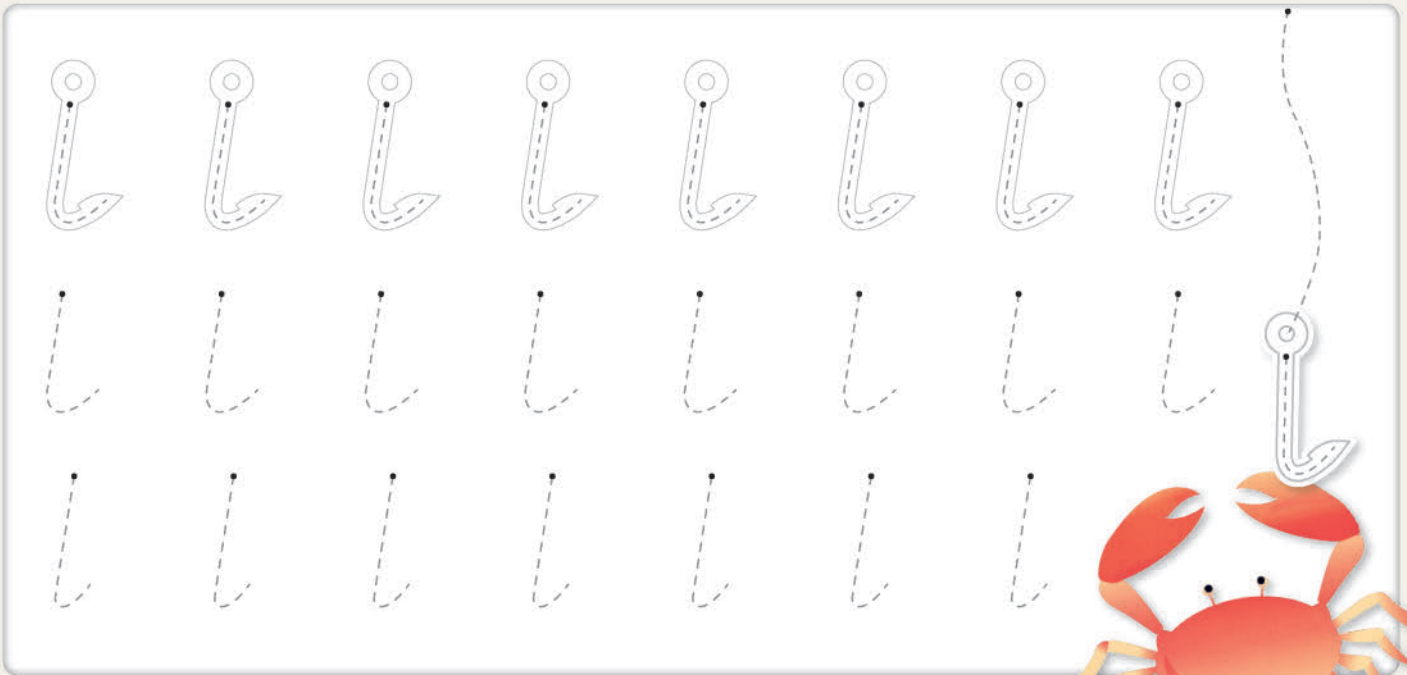




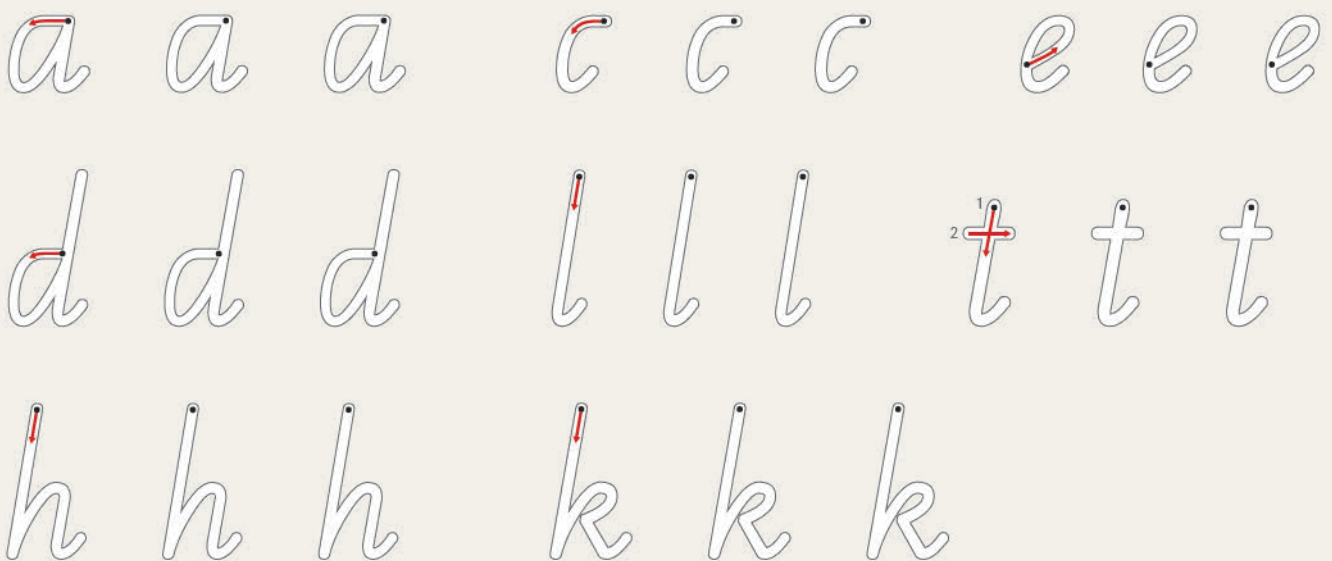
Exit strokes are like fish hooks. They curve away from the letter.



Trace.



Track.




Trace and colour.



These letters change when we add exits.

a → *a* *h* → *h* *k* → *k* *l* → *l*

Trace and add the exits.



We lift the crossbar
when we add an
exit to *t*.

t → *t*


Trace and add the exits.




Find and trace the head and body letters *d, l, t, h, k*, in the pirate faces.



Trace and copy the head and body letters.



Trace and copy.



Trace and complete each word by adding *sea* and *tea*.

sea

shell

sick

gull

water

tea

cup

cake

pot

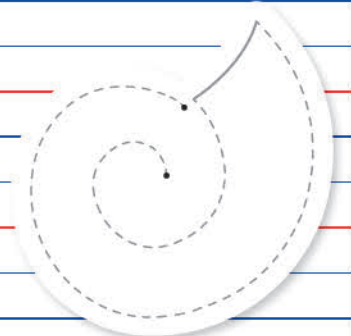
spoon



Trace, copy and say the tongue twister.

She sells seashells at the

seashore.



Read the clues and complete the crossword.

Down

- 1. a precious metal
- 4. opposite of young
- 5. to carry

Across

- 2. past tense of sell
- 3. opposite of hot
- 6. past tense of tell

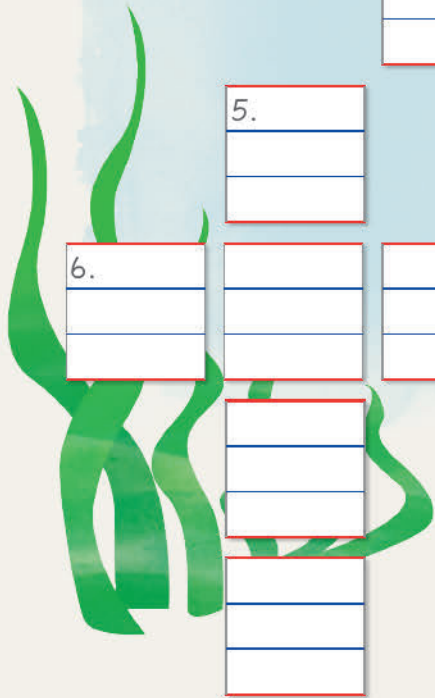


1.

2.

s	o	l	d

3.	4.		



5.

6.

hold	told
old	gold
<u>sold</u>	cold



Trace and copy.

Yo-ho-ho! Peg leg Jack stole
the gold. He'll not be back!

Use a diagonal line to join exits to the rounded entry letters *m, n, r, x, z*.

a *m* → *a* *m* → *am*

a c d e h i k l m n t u x + m n r x z

Trace and copy the joins. Do not lift your pencil.

Handwriting practice lines for tracing and copying joins. The first row shows 'an an' with dots above the 'n's. The second row shows 'am am' with dots above the 'm's. The third row shows 'ar ar' with dots above the 'r's. The fourth row shows 'ax ax' with dots above the 'x's, followed by 'az az' with dots above the 'z's.

Trace. Focus on the red joins.

Tracing practice for the sentence: "Sam the man has an amazing campervan." The words are written in blue cursive on lined paper. Red diagonal lines connect the end of one word to the start of the next word.

Trace the design on the campervan.

Trace and design your own campervan.

Two illustrations of a campervan. The left one is a solid line drawing with a surfboard on the roof rack and a wavy line representing a design on the side. The right one is a dashed line drawing of the same campervan, intended for tracing.

Trace and copy the joins. Do not lift your pencil.

un un .	er er .
um um .	dr dr .
ur ur .	tr tr .

Trace the list. Focus on the red joins.

Things to do at the beach:

1. go surfing
2. go swimming
3. try relaxing
4. strum a guitar
5. dance on the sand
6. eat hamburgers
7. find treasure.

