

F



# WRITING TIME

Adventures in handwriting

Victorian Modern Cursive



# Contents

Writing Time Adventure Passport.....	1	Kangaroo Hop Letters (Clockwise Letters)	46
Hero Lines.....	2	mM.....	48
Getting Started.....	3	nN.....	50
		rR.....	52
Rainy Day Letters (i Family)	4	xX.....	54
iI.....	6	zZ.....	56
tT.....	8	pP.....	58
lL.....	10	hH.....	60
jJ.....	12	kK.....	62
Wave Letters (u Family)	14	Numerals	
uU.....	16	1, 2.....	64
yY.....	18	3, 4.....	65
vV.....	20	5, 6.....	66
wW.....	22	7, 8.....	67
bB.....	24	9, 0.....	68
Back Flip Letters (Anticlockwise Letters)	26	Posture, Paper Position and Pencil Grip ....	69
aA.....	28		
cC.....	30		
dD.....	32		
gG.....	34		
qQ.....	36		
eE.....	38		
oO.....	40		
fF.....	42		
sS.....	44		

Visit [writingtimeonline.com.au](http://writingtimeonline.com.au) for free projectable and printable handwriting resources.

## firefly EDUCATION

Firefly Education Pty Ltd  
PO Box 634, Buderim, Qld 4556 Australia  
Gubbi Gubbi/Kabi Kabi Country  
P: +61 7 5445 5749  
E: [info@fireflyeducation.com.au](mailto:info@fireflyeducation.com.au)  
[www.fireflyeducation.com.au](http://www.fireflyeducation.com.au)

Writing Time F Victorian Modern Cursive  
Copyright © Firefly Education 2014  
Illustrations © Firefly Education 2014

First published 2014  
Reprinted 2017, 2018, 2020, 2022, 2023

National Library of Australia  
ISBN 978 1 74135 300 6

Printed in China (The Central Printing Press Ltd, Hong Kong)  
Published by Firefly Education Pty Ltd

Photocopying of copyrighted material is restricted under the *Copyright Act 1968 of Australia*. For details of how copyright laws affect your use of this book, visit [www.fireflyeducation.com.au/copyright](http://www.fireflyeducation.com.au/copyright).

*In the spirit of reconciliation, Firefly Education acknowledge the Traditional Custodians of Country throughout Australia and their continued connections to the lands where we live, learn and work.*



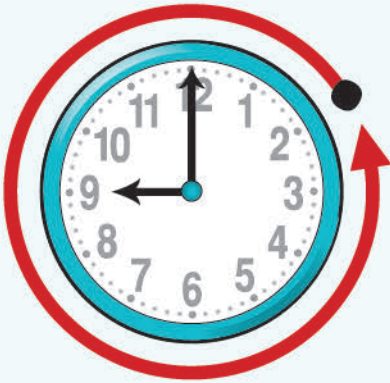
The authors would like to thank Mary Serenc and Lena Ford for their invaluable contributions to this book.



## Back Flip Lines

Back Flip Lines go around in a loop in the opposite direction to the hands on a clock.

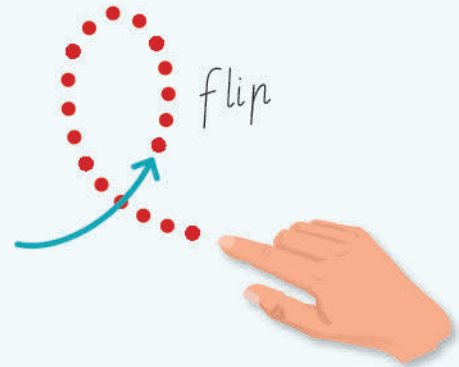
Anticlockwise




## The Back Flip Song



(Sing to the tune of *The Wheels on the Bus*)

*The high diver goes back flip and flip,  
Flip and flip,  
Flip and flip,  
The high diver goes back flip and flip,  
All day long.*



On each "flip", draw a Back Flip in the air with your finger.






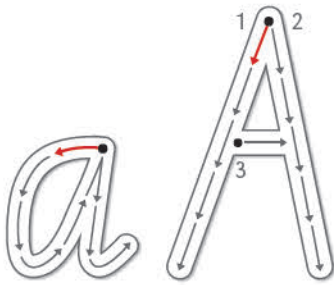
## Back Flip Letters

Back Flip Letters have Back Flip Lines in them.

Sometimes you use the full Back Flip Line - like in the letter *a* - and sometimes you only use part of the Back Flip, like in the letter *c*.


Finger trace the Back Flip Lines in the letters below.






The letter *a* has a Back Flip Line and a Rainy Day Line with a hook.





ant



astronaut

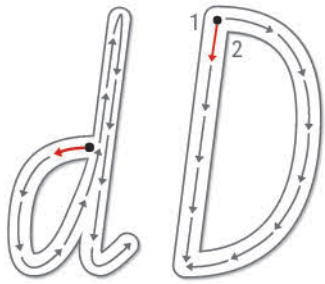
Trace each letter a.

and

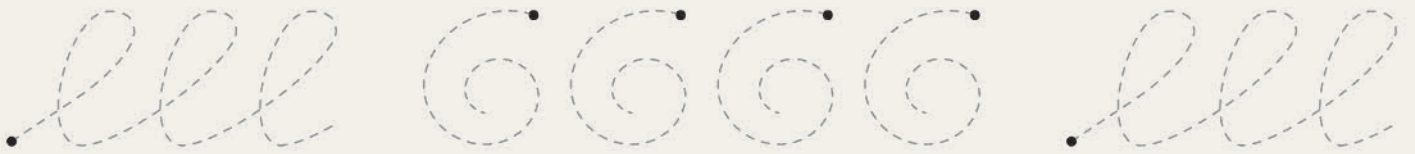
as

at

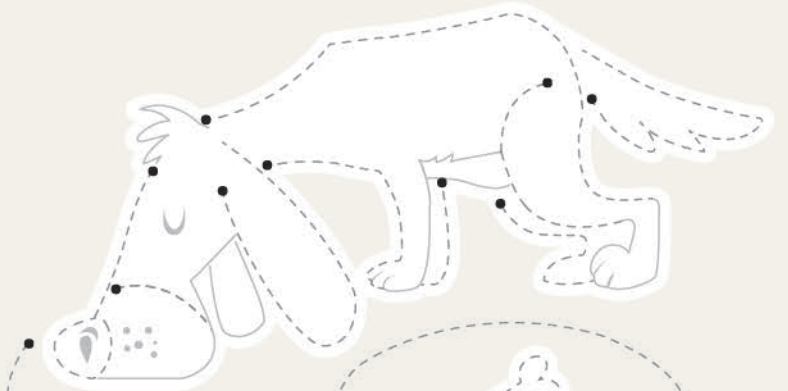




The letter d has a Back Flip Line and a tall Rainy Day Line with a hook.



dog





dish





dog toy



Trace each letter *d*.

*do*

*did*

*down*



duck

