

4

A globe is the central focus, featuring various landmarks and scenes. At the top, a girl with red hair in pigtails, wearing a brown hat and a green vest, holds a map. To her left is the Great Wall of China and the Great Pyramids. Below the girl is a red steam train on a track. To the right is the Colosseum. At the bottom, there's a pirate ship and a dinosaur. The globe is surrounded by a blue sky with a yellow owl flying at the top left.

WRITING TIME

Adventures in handwriting

Queensland Modern Cursive



Contents

Writing Time Adventure Passport	1	Building Better Sentences	40
Making Predictions	2	Top Finishers to Ascenders; Spacing to Fit; Copying Chunks	
Queensland Beginners Alphabet; Capital Letters; Exits and Entries; Letters That Change; Letters That Don't Change		Our Changing Earth	44
Fine Motor Workout 1	5	Top Finishers to Drop-ons; Labelling; Spacing Between Words; Capital Letters; Speed and Legibility	
Australian English	6	Fine Motor Workout 5	47
Exits to Rounded Entries; Spacing to Fit; Posture, Paper Position and Pencil Grip		Measuring	48
Fact and Opinion	10	Letters that Don't Join; Numerals; Posture, Paper Position and Pencil Grip	
Exits to Pointed Entries; Flourished Writing; Finding Joins; Slope		Interpreting Maps	52
Fine Motor Workout 2	13	Letters that Change; Spacing to Fit; Labelling; Print to Cursive	
Viewing Images	14	Fine Motor Workout 6	57
Exits to Ascenders; Slope; Spacing Between Words; Printing		Forces and Friction	58
Life Cycles	18	Double Letters; Special Joins; Spacing to Fit; Slope and Spacing	
Exits to <i>e</i> and <i>o</i> ; Spacing Between Letters; Flourished Writing; Labelling; Copying Chunks; Print to Cursive; Numerals and Symbols		Assessment	
Fine Motor Workout 3	23	Assessment 1	63
Creating Characters	24	Assessment 2	64
Exits to Drop-ons; Spacing Between Letters; Spacing Between Words; Posture, Paper Position and Pencil Grip		Assessment 3	65
Word Play	30	Assessment 4	66
Top Finishers to Rounded Entries; Speed and Legibility; Cursive		Teacher Assessment Record	67
Fine Motor Workout 4	35	Activity Answers	68
Natural or Man-made	36	Posture, Paper Position and Pencil Grip	69
Top Finishers to Pointed Entries; Spacing to Fit; Spacing Between Letters; Slope			

Visit writingtimeonline.com.au for free projectable
and printable handwriting resources.

firefly EDUCATION

Firefly Education Pty Ltd
PO Box 634, Buderim, Qld 4556 Australia
Gubbi Gubbi/Kabi Kabi Country
P: +61 7 5445 5749
E: info@fireflyeducation.com.au
www.fireflyeducation.com.au

Writing Time 4 Queensland Modern Cursive
Copyright © Jane Rheeder, Carolyn Smales, Wayne Lightbourne 2014
Illustrations © Firefly Education 2013

First published 2014
Reprinted 2015 (with corrections), 2016, 2017, 2018, 2019, 2021, 2022, 2023

National Library of Australia
ISBN 978 1 74135 283 2

Printed in China (The Central Printing Press Ltd, Hong Kong)
Published by Firefly Education Pty Ltd


Photocopying of copyrighted material is restricted under the *Copyright Act 1968 of Australia*. For details of how copyright laws affect your use of this book, visit www.fireflyeducation.com.au/copyright.

In the spirit of reconciliation, Firefly Education acknowledge the Traditional Custodians of Country throughout Australia and their continued connections to the lands where we live, learn and work.



Pattern Matching

Copy the patterns from the grid onto the corresponding numbered area of the picture.



Life Cycles

Living things have life cycles.
Some creatures go through dramatic
changes, while some of us just get
bigger and older!



Exits to e and o: Trace and copy these joins and words
relating to life cycles. Remember, the exit becomes the
middle of the e or goes to the top of the o, then retraces.

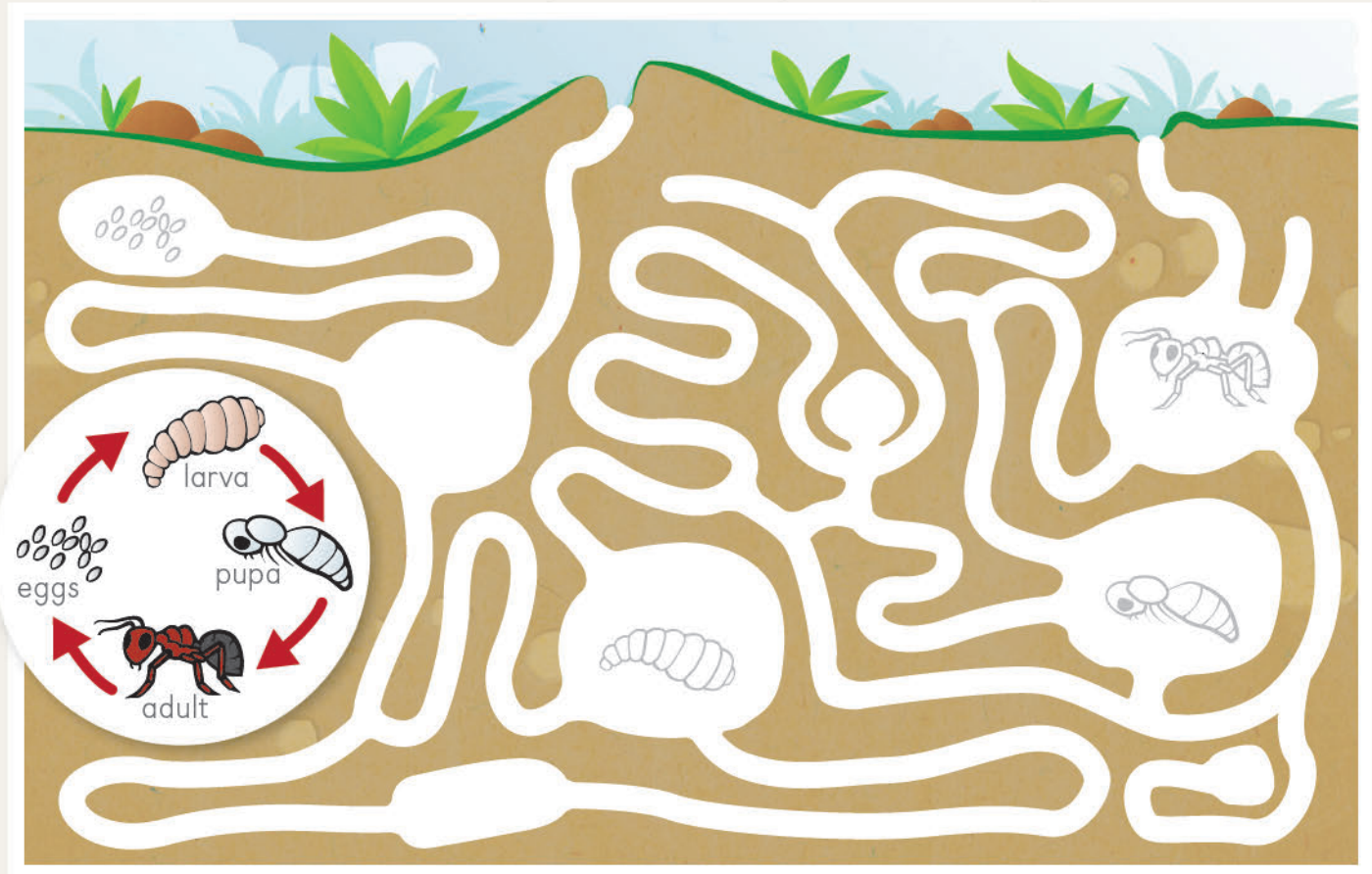
ne → ne → ne
no → no → no

ae ae co co de de eo eo he he io io

ke ke lo lo me me te te uo uo

mate nest home host die whale flower

Fine Motor Skills: Trace the path linking the different stages of an ant's life cycle, then colour.

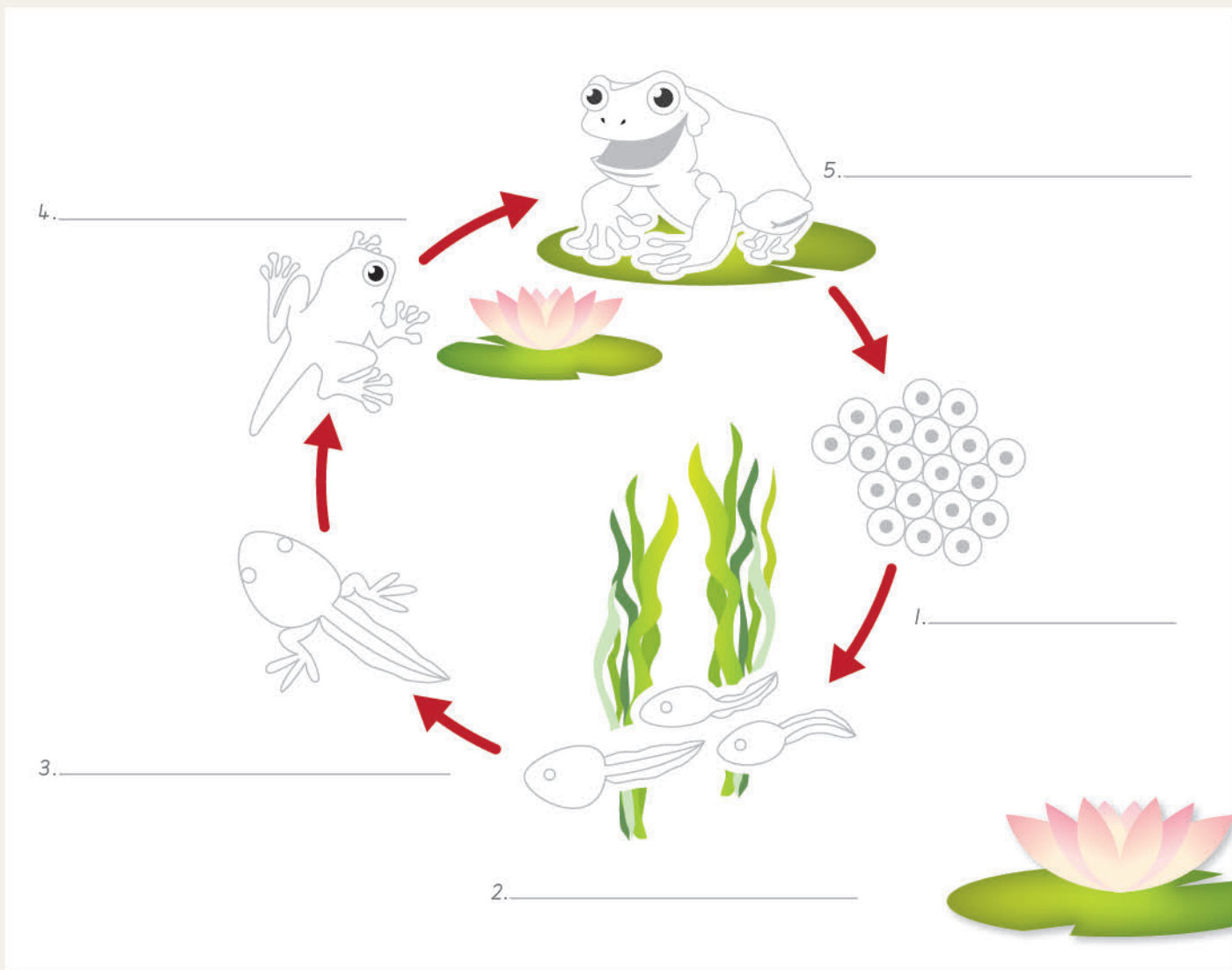


Trace and copy this passage that describes the life cycle of a tree.

Trees have life cycles too. Most trees begin life as seeds, germinate, grow until fully developed, then produce seeds again.

Labelling: Label this life cycle of a frog using the words below, then colour.

Young frog Tadpole Eggs Adult frog Tadpole with legs



Unscramble these letters and write the correct life cycle words.

The first letter is bold. The first word is done for you.

1. n ocoo c	cocoon	8. d apo l e t
2. a vrl a e		9. g unoy
3. t amure		10. a by b
4. d ese		11. a ch t h
5. u trif		12. l edv o p e
6. o wgr		13. l yc c e
7. t udal		14. g eg



Copying Chunks: Copy this poem about the little tadpole.

I'm a little tadpole, what is wrong with me?

I don't have the wherewithal to climb up
on that tree.

When I am older and my body is complete...

I'll grow some legs and shock my friends
and leave this muddy creek.

[illegible]

$14\ 925 < 27\ 340$	$82\ 168 > 21\ 000$	$2.6 < 3.4$
$8 + 4 + 2 = 14$	$16 - 9 = 7$	$3 \times 20 \div 2 = 30$
$\frac{1}{4} < \frac{1}{2}$	$\frac{3}{4} > \frac{2}{3}$	$\frac{2}{4} = \frac{1}{2}$
27 cm	42 mm	3 km
52 cm	85 mm	892 kg

ISBN 978 1 74135 283 2