Take a look inside!

As you explore these sample pages, look out for these handy notes, which point out the important information and exciting features of Writing Time.

1

WRITING TIME™

Adventures in handwriting

New South Wales Foundation Style



Sample Student Practice Book Pages

Firefly EDUCATION

Contents

Note: The pink highlighted rows are the pages featured in this sample booklet.

Writing Time Adventure Passport 1
Letters Map 2
Head, Body and Tail Letters 4

Rainy Day Letters (Downstroke Movement) 5
lL 6
tT 8
iI 10
xX 12
zZ 14
fF 16
jJ 18
Numerals 0–5 20

Wave Letters (Anticlockwise Movement) 21
vV 22
wW 24
uU 26
yY 28
Numerals 6–10 30

Back Flip Letters (Anticlockwise Movement) 31
aA 32
dD 34
gG 36
qQ 38
cC 40
eE 42
oO 44
Numerals 11–15 46

Kangaroo Hop Letters (Clockwise Movement) 47
nN 48
mM 50
rR 52
hH 54
kK 56
Numerals 16–20 58

Forward Roll Letters (Clockwise Movement) 59
pP 60
bB 62
Numerals 10–50 64

Snake Letter (Directional Change Movement) 65
sS 66
Numerals Revision 68

Assessment
Rainy Day Letters (Downstroke Movement) 69
Wave Letters (Anticlockwise Movement) 70
Back Flip Letters (Anticlockwise Movement) 71
Kangaroo Hop Letters (Clockwise Movement) 72
Forward Roll Letters (Clockwise Movement) 73
Snake Letter (Directional Change Movement) 74
Numerals 75

Posture, Paper Position and Pencil Grip 76

Visit **writingtimeonline.com.au** for free projectable and printable handwriting resources.

Check out the Year 1 sequence

See how the Writing Time program unfolds throughout the year. As per proven best practice*, handwriting practice is organised into letter groups known as the Writing Time Hero Lines. Instruction starts with less complex groups (e.g. those requiring simple downward strokes) before moving on to more complex groups (e.g. those requiring strokes that change direction).

* Medwell, J., & Wray, D. (2008). Handwriting: A Forgotten Language Skill? Language and Education, 22(1), 34–47.

Writing Time Adventure Passport

Draw or paste your

Options for everyone: all year levels, all fonts

Every year level from Foundation to Year 6 has something to offer.

Foundation: With a double-page spread for every letter, students have ample opportunity to track, trace, copy and write the letters and shapes needed to kickstart their handwriting.

Years 1–3: Activities such as poems, crosswords and more are embedded as part of handwriting practice to ensure students have fun as they move from consolidating letter formation to learning exits, entries and joins.

Years 4–6: The handwriting adventure continues as students focus on speed, legibility and developing their own style.

Writing Time is available in popular Australian handwriting fonts including New South Wales Foundation Style, Queensland Beginner's & Modern Cursive, and Victorian Modern Cursive.

Join Lucy, Max and Archie on a Handwriting Adventure!

We're searching for the Lost Coins. There are six of them hidden throughout this book.

When you find a coin, colour it below and write the page you found it on. Beware – there are lots of fake coins too, so make sure you have the right ones!



Lucy, Max and Archie

Lost Coins

Rainy Day Coin	Wave Coin	Back Flip Coin	Kangaroo Hop Coin	Forward Roll Coin	Snake Coin
					
Page_____	Page_____	Page_____	Page_____	Page_____	Page_____

Let the Adventure Begin!

You're about to start your adventure through Fantasy Land.

To keep track of your progress, come back to this map as you complete each letter and trace it below. Don't forget to look for the Lost Coins as you go!

Back Flip Letters

Anticlockwise Movement pages 31–45

a d g q c e o

Rainy Day Letters

Downstroke Movement pages 5–19

l t i x z f j

Wave Letters

Anticlockwise Movement pages 21–29

v w u y

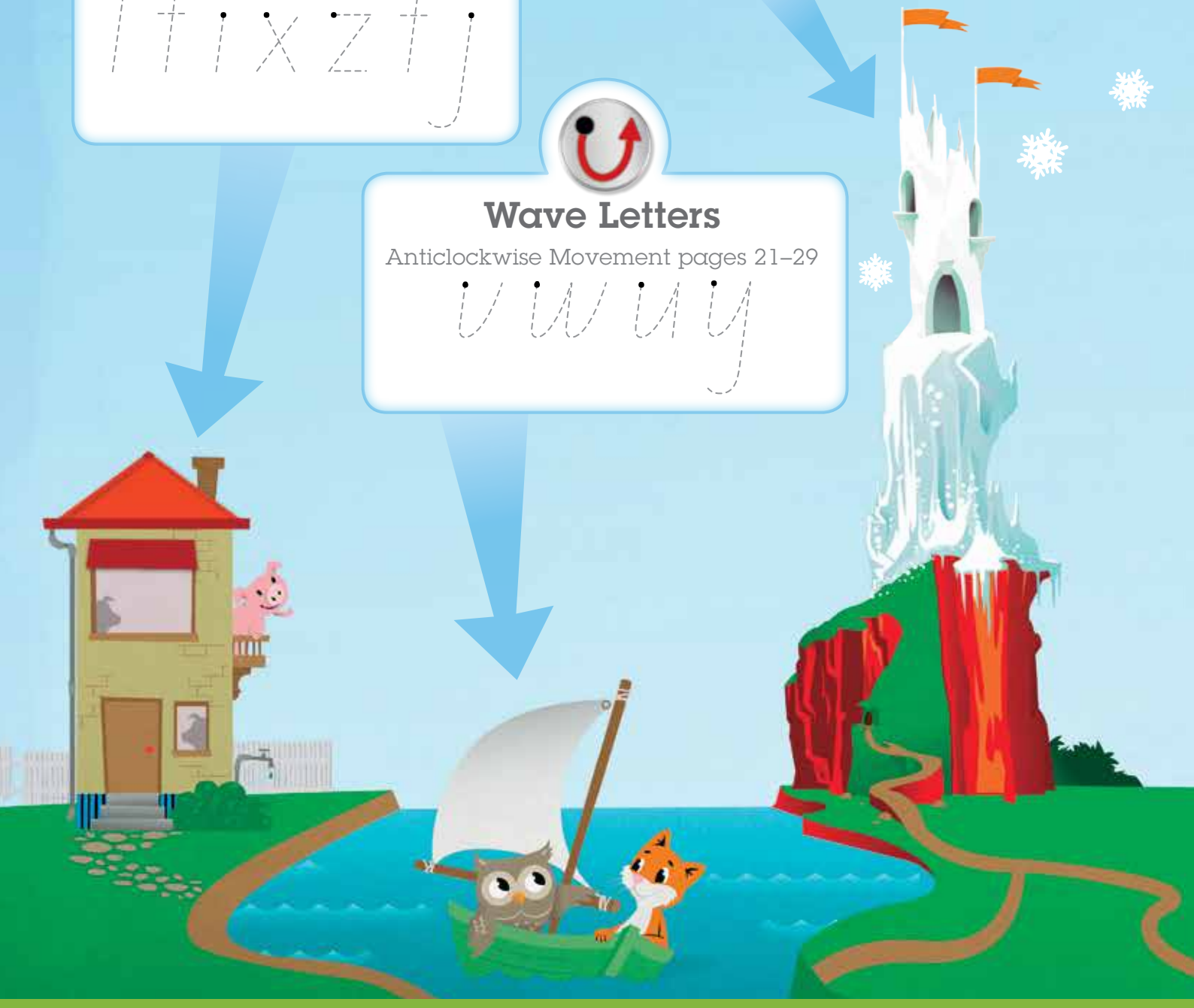

Varied and engaging themes

Students love the engaging adventure themes of Writing Time. From helping Lucy, Max and Archie find the Lost Coins in Fantasy Land to discovering cursive writing while trekking through a mysterious jungle – every year level contains a new adventure.

Snake Letter

Directional Change Movement
pages 65–67



Kangaroo Hop Letters

Clockwise Movement pages 47–57

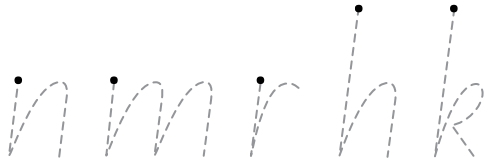

Forward Roll Letters

Clockwise Movement pages 59–63





Here are all the letters of the alphabet. Let me show you where the head, body and tail letters fit into the lines.

Body letters touch the solid blue lines only.

a c e i m n o r s u v w x z

Head and body letters begin on the top dotted line (except for the letter *d*).

b d f h k l t

Body and tail letters touch the bottom dotted line.

g j p q y

All capital letters are **head and body** letters.

A B C D E F G H I J

K L M N O P Q R S

T U V W X Y Z

Wave Letters

Anticlockwise Movement

v w u y



Art activities with purpose

These beautifully illustrated art activities are a standout in the Writing Time series. Carefully designed to include the slants, slopes and loops needed for letter formation and fine motor skills, students from Foundation to Year 6 will enjoy creating artistic masterpieces as part of their handwriting practice.

Body



v v V V

Teach letter formation

Every header includes a large upper- and lower-case letter for reference and another with directional arrows for finger tracing. When teaching letter formation, you can also project the interactive See & Trace tool from writingtimeonline.com.au.

Warm up and practise

Students warm up by tracing simple pre-writing patterns, then use these patterns to complete a beautiful piece of art.
Next, students move on to formal letter practice where they track, trace and copy the focus letter.



v V v V v V v V v V





v V v V

Trace and copy the sentence.

Everyday Ava places

five violets in a vase.




Body
w
W




wish





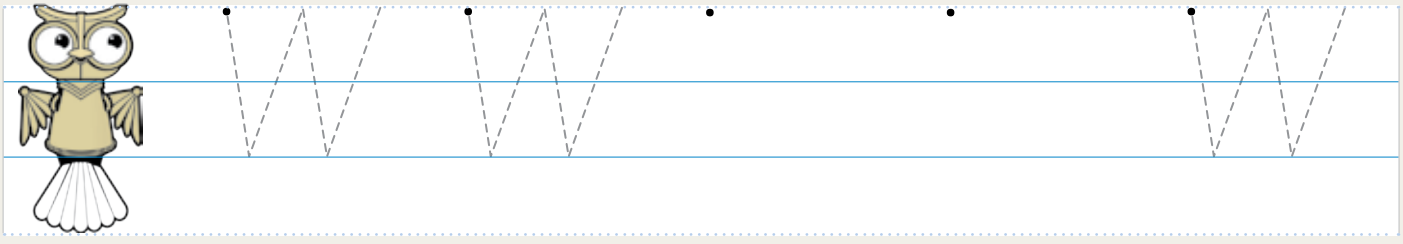

w W w W

Trace and copy the sentence.

Wow! Watch the

two wombats wiggle.

Letters in context

Letter practice in the context of words and sentences forms an important part of handwriting development.

After learning the basics of letter formation in the first few years, the middle–upper years books also include cognitive activities with purpose, such as poems, labelling, crosswords and more. These activities help pack fun and creativity into meaningful letter formation practice.







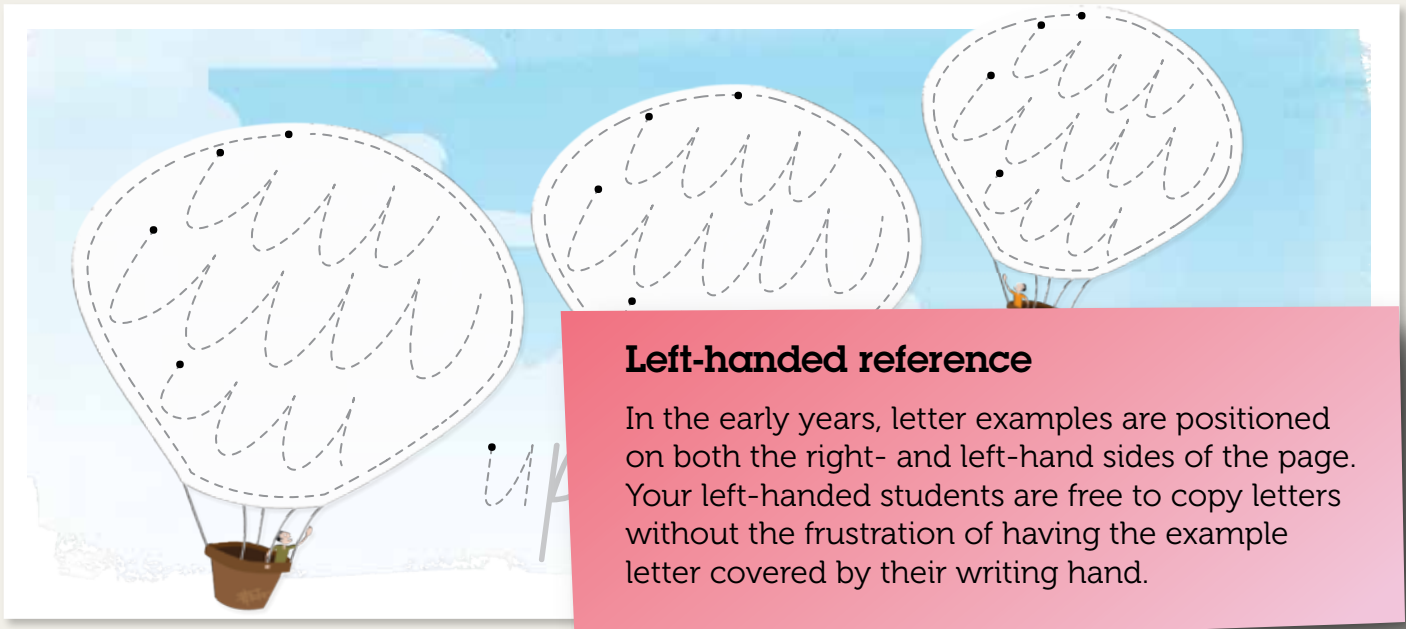

Left-handed reference

In the early years, letter examples are positioned on both the right- and left-hand sides of the page. Your left-handed students are free to copy letters without the frustration of having the example letter covered by their writing hand.





Forward Roll Letters

Clockwise Movement

p b





Body

Tail

p p P P

mmm aaaa mmm aaaa



p P p P p P p P p P



p p p



P P P

p P p P

Trace and copy the sentence.

Poppy flipped five perfect puffy pancakes.

flip



Got fast finishers?

Have students consolidate their fine motor skills with clever and engaging artwork activities. These include patterns, mazes, dot-to-dot, symmetry drawing and colour by numbers.

Head

Body



b b B B

1 2

vvvv aaaa vvvv aaaa



bB bB bB bB bB



b b b



B B B

b B b B

Trace and copy the sentence.

Ben's budgie loves to

nibble on bottlebrush.

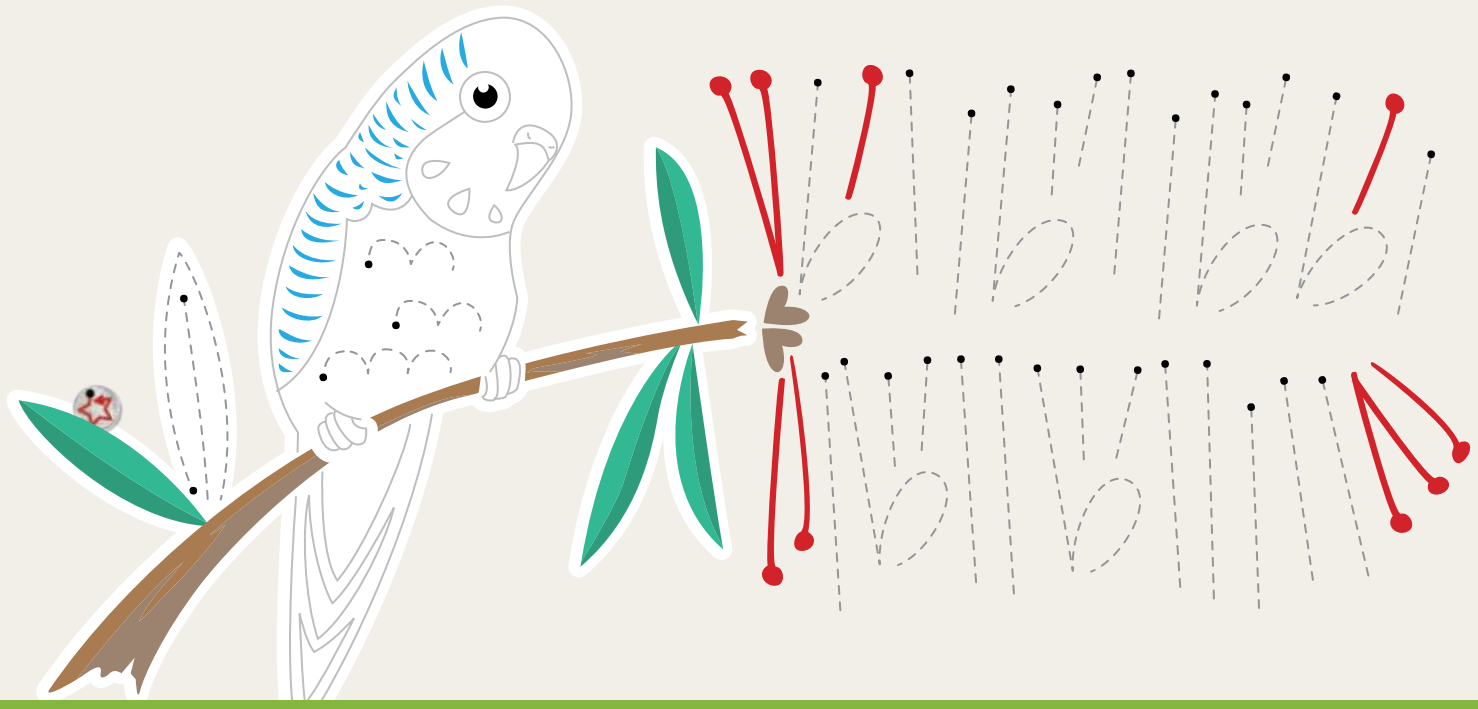

Trace and copy.

My party plan:

1. birthday balloons

2. pink ribbon

3. raspberry

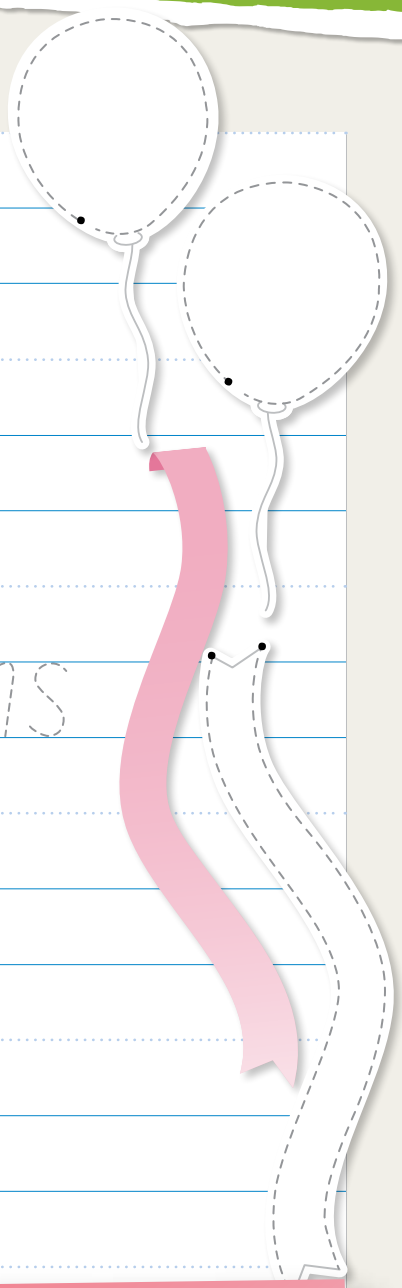

Time to assess

At the back of every Student Practice Book, there's a dedicated summative assessment section. This section gives students an opportunity to demonstrate the key handwriting skills learned throughout the year. It also provides handy samples of work to pass on to their next teacher, or to show parents.

Writing Time Online includes assessment with free Assessment Guides, Observational Checklists and Student Assessment Profiles.

Want free handwriting resources?

Sign up to Writing Time Online! Discover a treasure-trove of printable and digital handwriting resources that perfectly complement the Writing Time Student Practice Books.

Discover resources from Foundation to Year 6. Access includes:

- interactive See & Trace tool
- projectable and printable blank handwriting lines
- practice worksheets
- assessment guides and checklists
- Hero Line songs and lyrics
- and more!

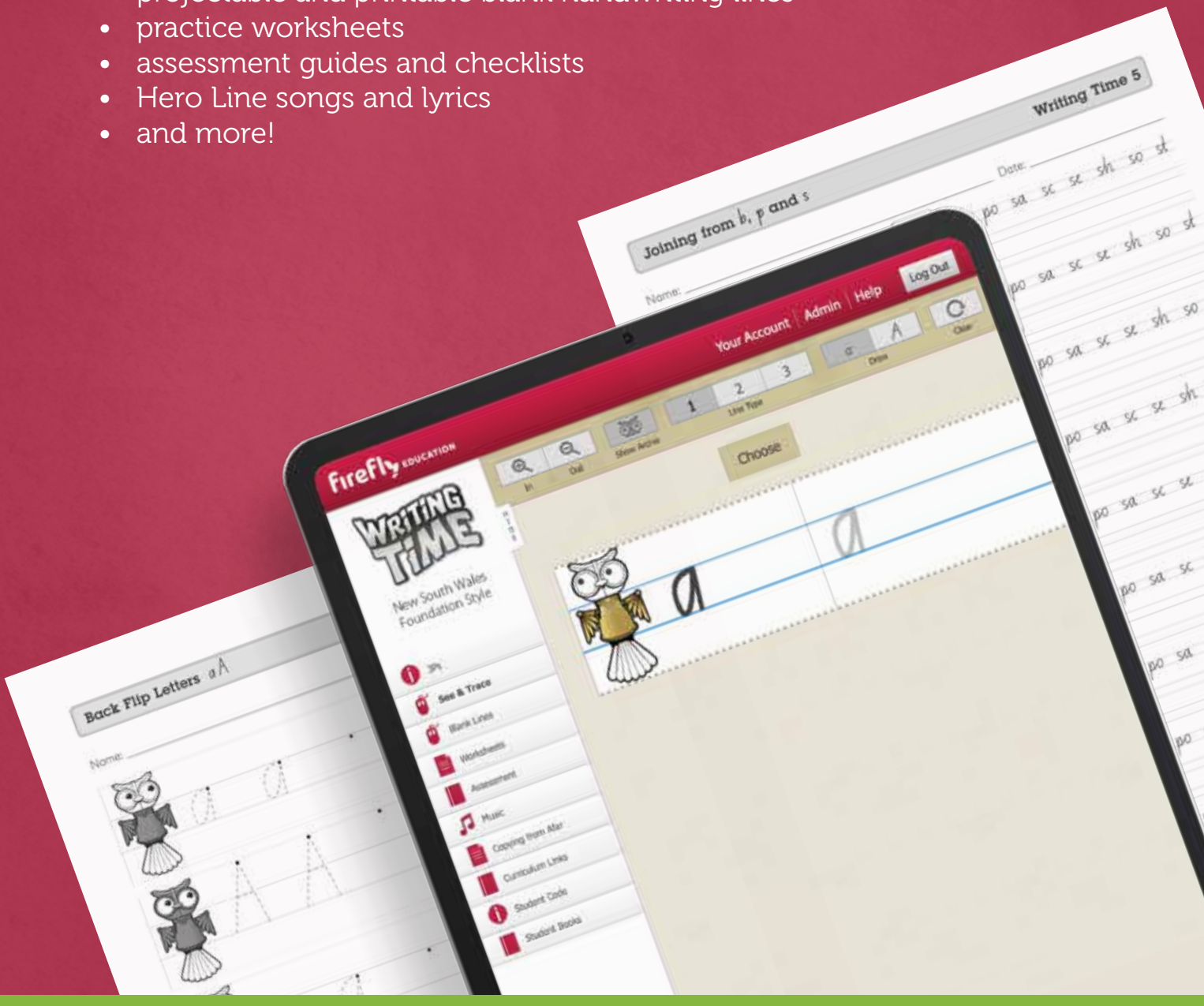

Take the next step



Visit www.fireflyeducation.com.au/writingtime to:

Check out Student Practice Books for other year levels

Download sample pages for your year level or request inspection copies to see the entire contents of all Student Practice Books Foundation to Year 6.

Claim your free handwriting resources

Sign up to Writing Time Online to access a range of printable and digital handwriting resources that complement the Student Practice Books.

Speak to an education consultant

Our education consultants are all former classroom teachers and are only a phone call, email or visit away.

WRITING TIME™