








# NA6 Groups of 3

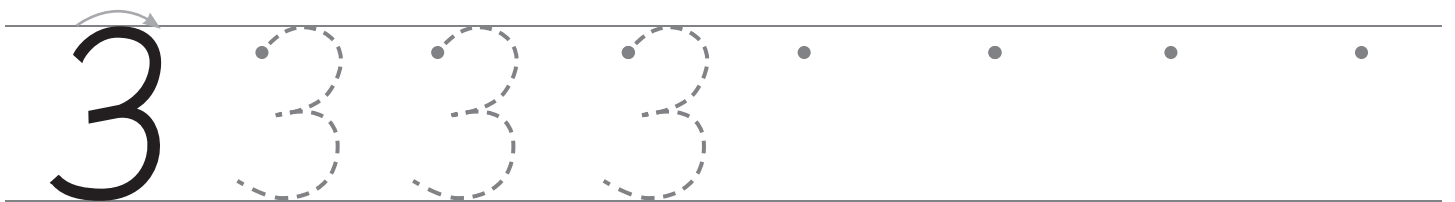
Circle and colour each picture showing groups of 3.



Draw 3 items for each picture.



Practise writing the number 3 between the lines.



Find and cut 3s from magazines and brochures and paste them below.





# NA6 Groups of 3

## My foldup 3 three book



This book belongs to



fold

fold

Draw some of the things you have 3 of.

Colour different ways of showing 3.

|       |  |
|-------|--|
| three |  |
|       |  |
| 5     |  |
| 3     |  |

Colour all the 3 parts red.

